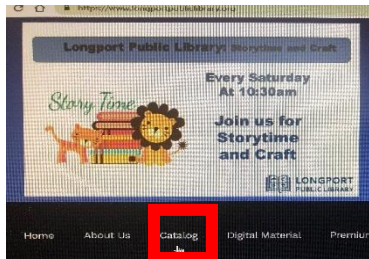


Longport Public Library-How To Use The Online Catalog (PAC)

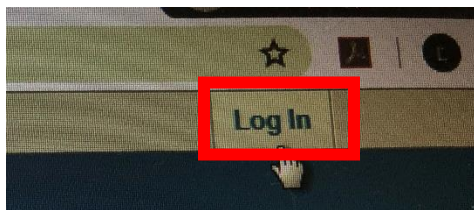
Logging-In

Step 1: Go to www.longportpubliclibrary.org

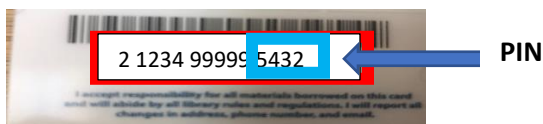
Step 2: Click on catalog



Step 3: Find log-in on the upper right corner of the screen



Step 4: Log-in using the full barcode on the back of your Longport Public Library card. The PIN is the last 4 numbers of the barcode.




Using the Catalog

- Use the Search Bar to find what you are looking for. You can search by Title, Author, Subject, or Keyword



- Narrow down your search using the format menu on the left side of the screen



eResources can be found in our catalog such as; Overdrive (Libby), Hoopla, and Kanopy. Choose download and use your library barcode and PIN to log-in to these resources

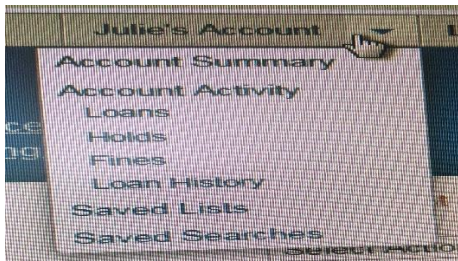
- If you would like to borrow an item choose to HOLD the item if it is **AVAILABLE** the library will contact you and move the item to our Hold Shelf if **NOT AVAILABLE** choose to Hold the item and you will be contacted when the book becomes available.

Fun Fact:

Make a List let's you save items you are interested in at a later date.

Using Your Account

- Find your name in the upper right corner of the screen (where you found log-in)
- Click the down arrow next to your name



Loans-What you currently have checked out and when it is due. You can also renew from here.

Holds-Shows what books you have on Hold and what number you are on the list. Also allows you to cancel or suspend a hold.

Fines-What you owe from late or missing items

Loan History-See what books you have borrowed from the library. **This feature must be turned on by Library Staff with patron's permission.**



**LONGPORT
PUBLIC LIBRARY**